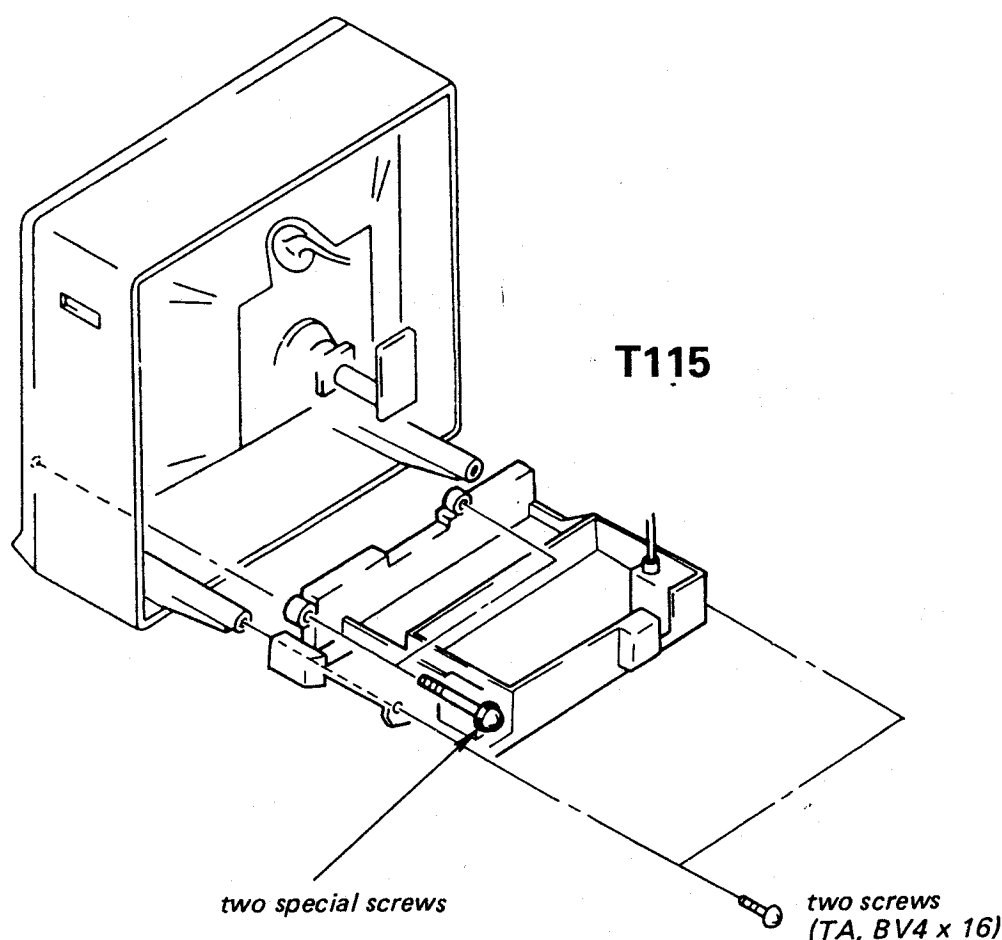


SONY

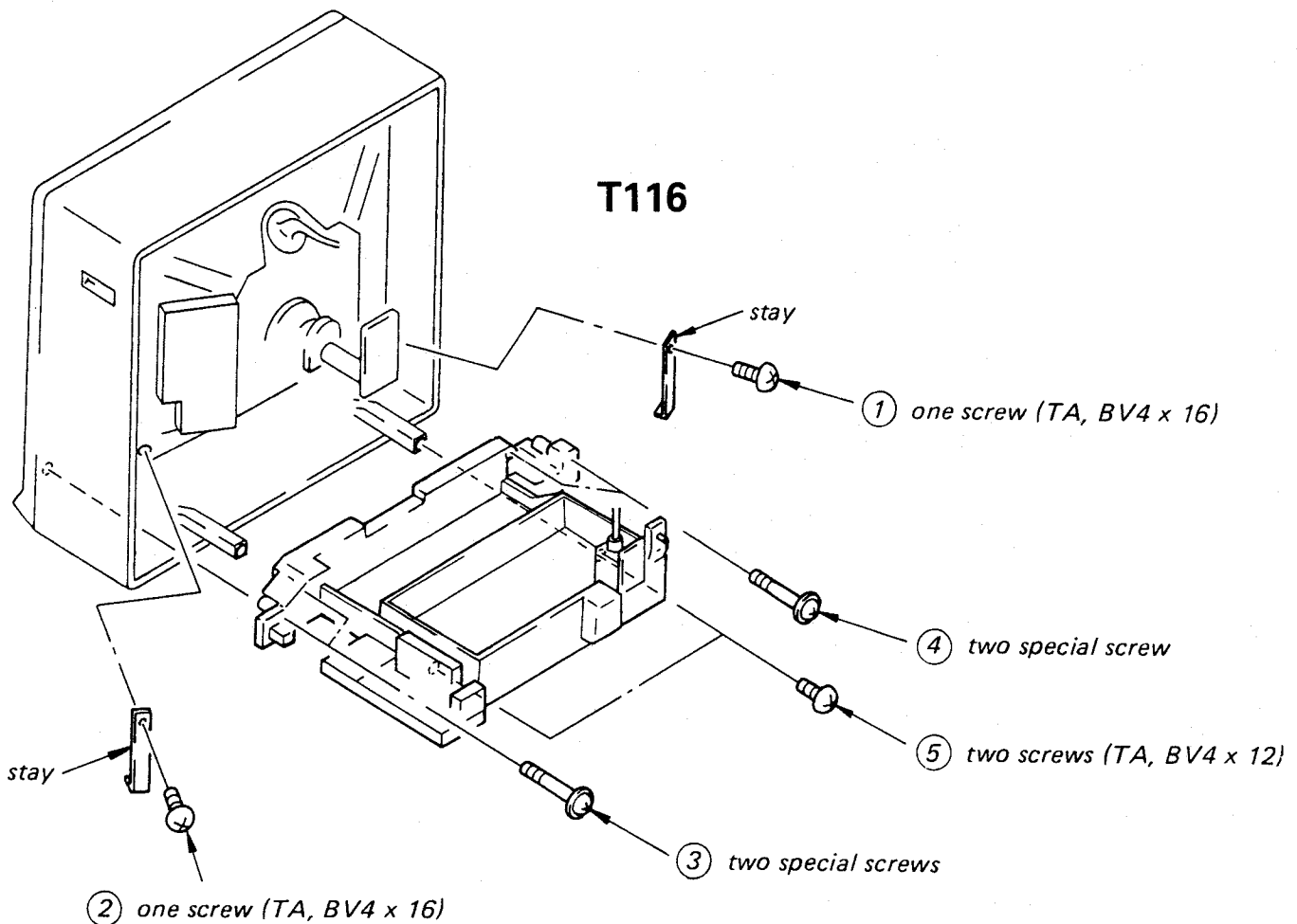
PE-3 Chassis, Models KV-2252UB, KV-2256UB, KV-2752UB, KV-2756UB

General Description: A mains-operated colour television receiver chassis used as the basis of a number of models. This chassis features infra-red remote control and a switch-mode power supply. Care should be exercised when servicing the power supply section as the associated circuitry is 'live' irrespective of mains connection. Alternative versions of the line and R.G.B. stages are employed. Both types are given here.

Mains Supply: 240 volts, 50Hz.



(T115) ACCESS TO MAIN 'D' BOARD—MODELS KV2252, KV2256, KV2756

T116

(T116) ACCESS TO MAIN 'D' BOARD—MODEL KV2752

Service Note

If it is found that the power supply fails after 1–2 hours and as a result of that failure, Q603 and Q802 are found to be short-circuit, please note the following:

(a). Ensure when replacing Q603 and Q802 that the correct transistors are fitted.

Q603 MUST BE type 2SD 1497-02 Part No. 8-729-301-00

Q802 MUST BE type 2SD 1497-06 Part No. 8-729-300-90

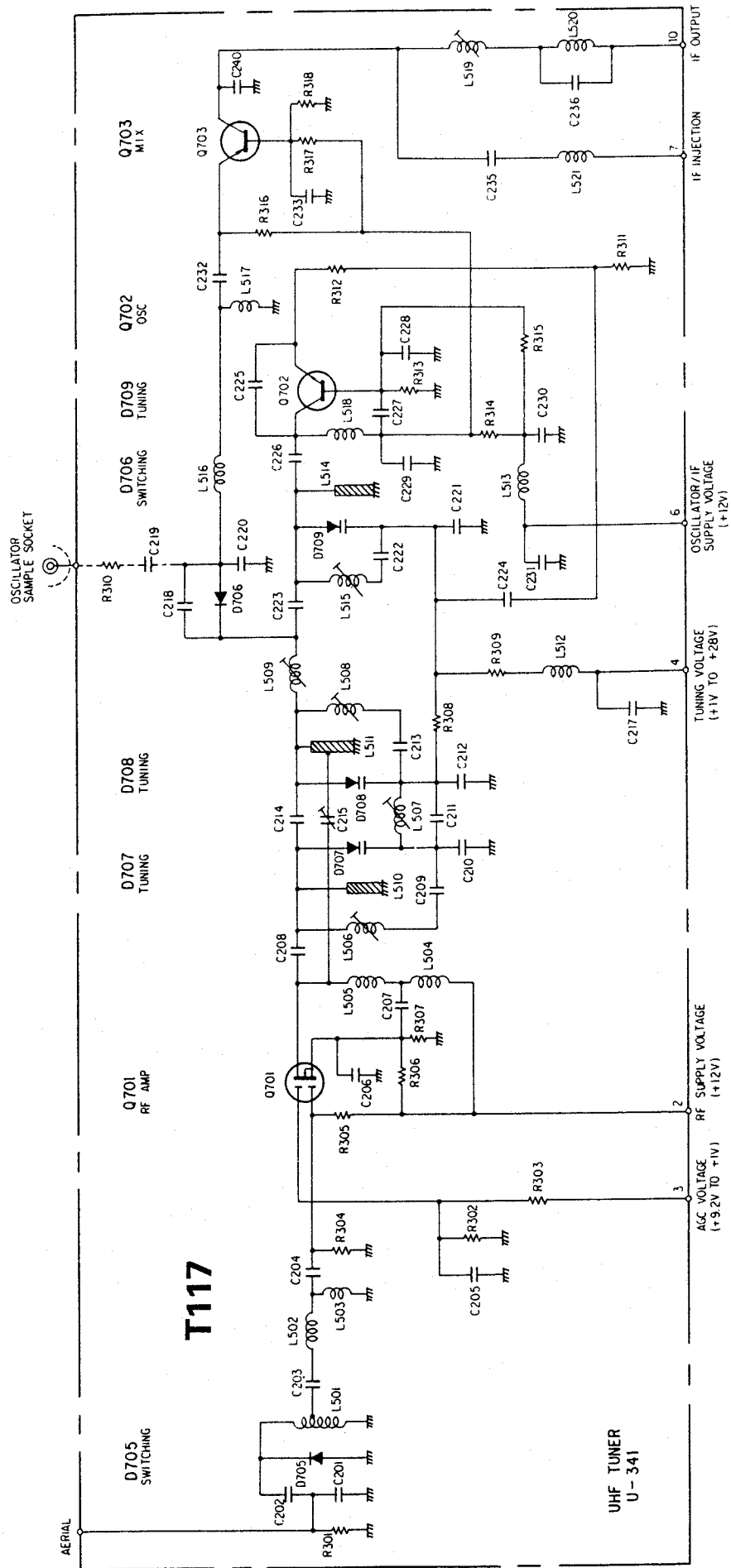
(b). As a precaution please include the following circuit changes to the power supply limiter.

1. R616 to be changed from 100 ohms $\frac{1}{4}$ W to 330 ohms $\frac{1}{4}$ W.

2. An additional resistor R612A 2.7 ohms $\frac{1}{4}$ W to be added in parallel with R612.

3. An additional resistor R617 6.8k ohms $\frac{1}{4}$ W to be added between pins 5 and 8 of IC651.

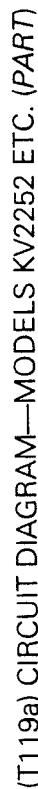
This only applies to KV2252UB before Serial No. 504001 and KV2256UB before Serial No. 501001.



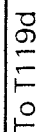
(T117) CIRCUIT DIAGRAM (TUNER TYPE U341)—MODELS KV2252 ETC.



(T118) CIRCUIT DIAGRAM (I.F. STAGES)—MODELS KV2252 ETC.



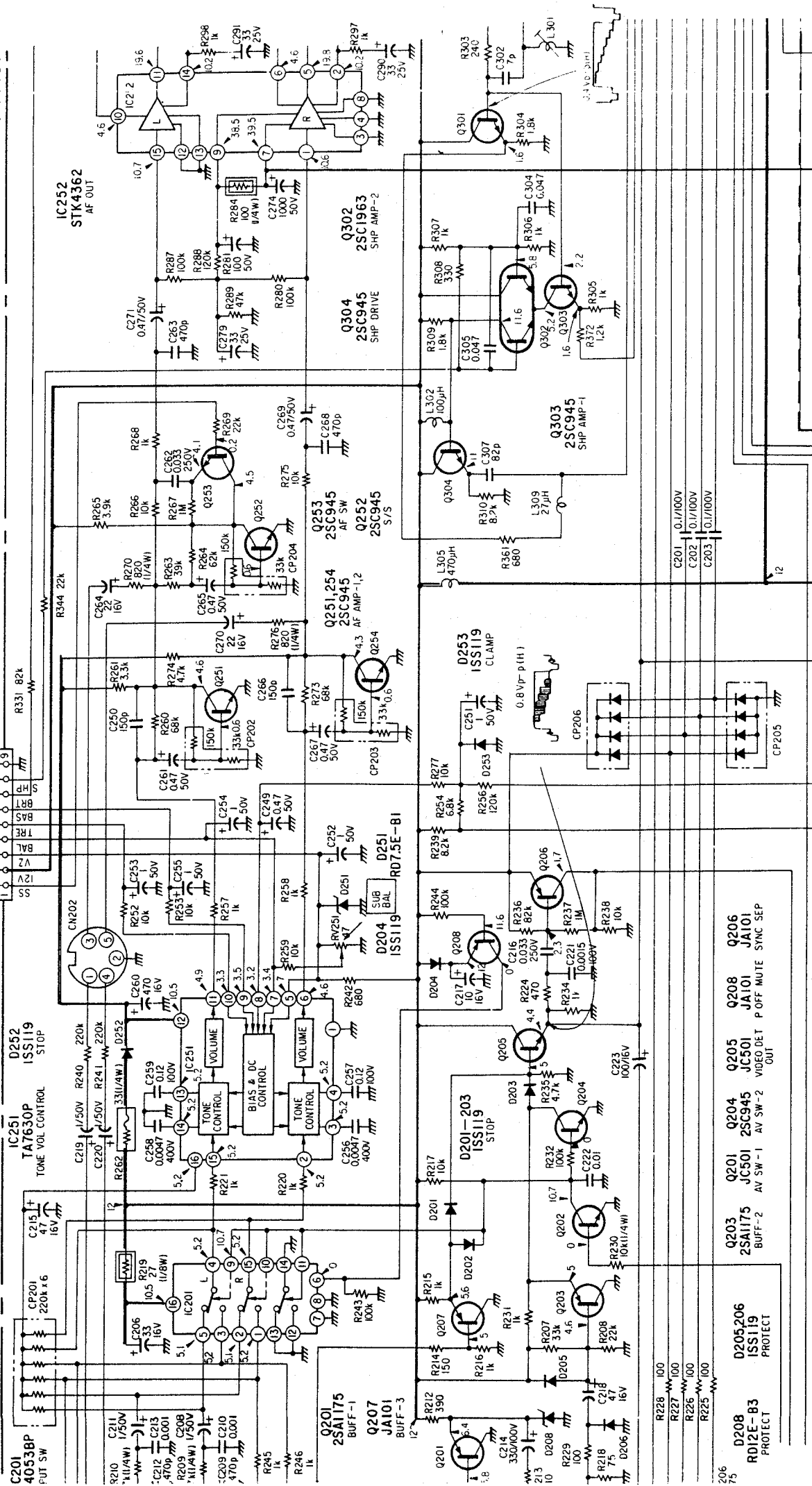
LED DRIVE-1,2



(T119b) CIRCUIT DIAGRAM—MODELS KV2252 ETC. (PART)

10 H BOARD

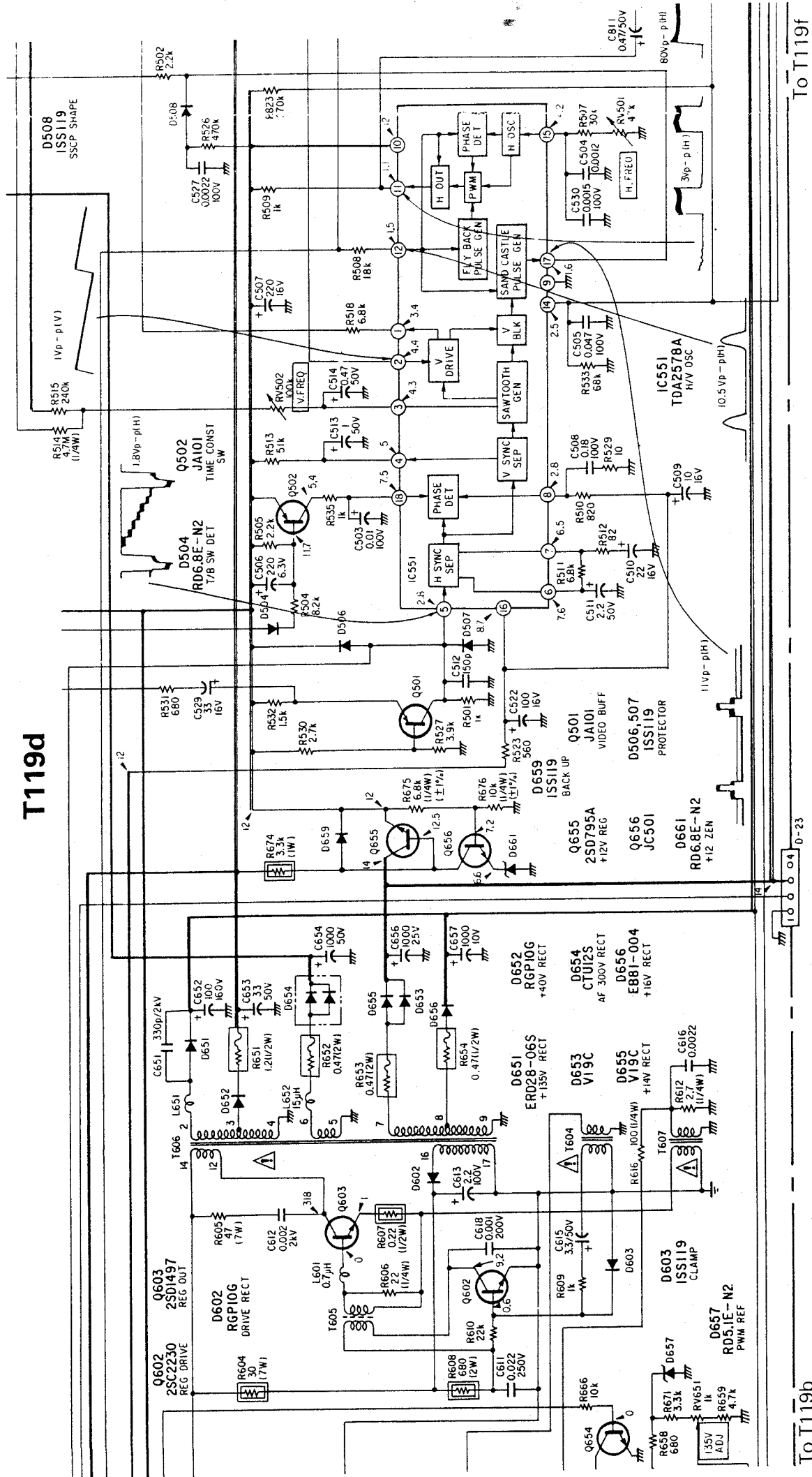
To T119e



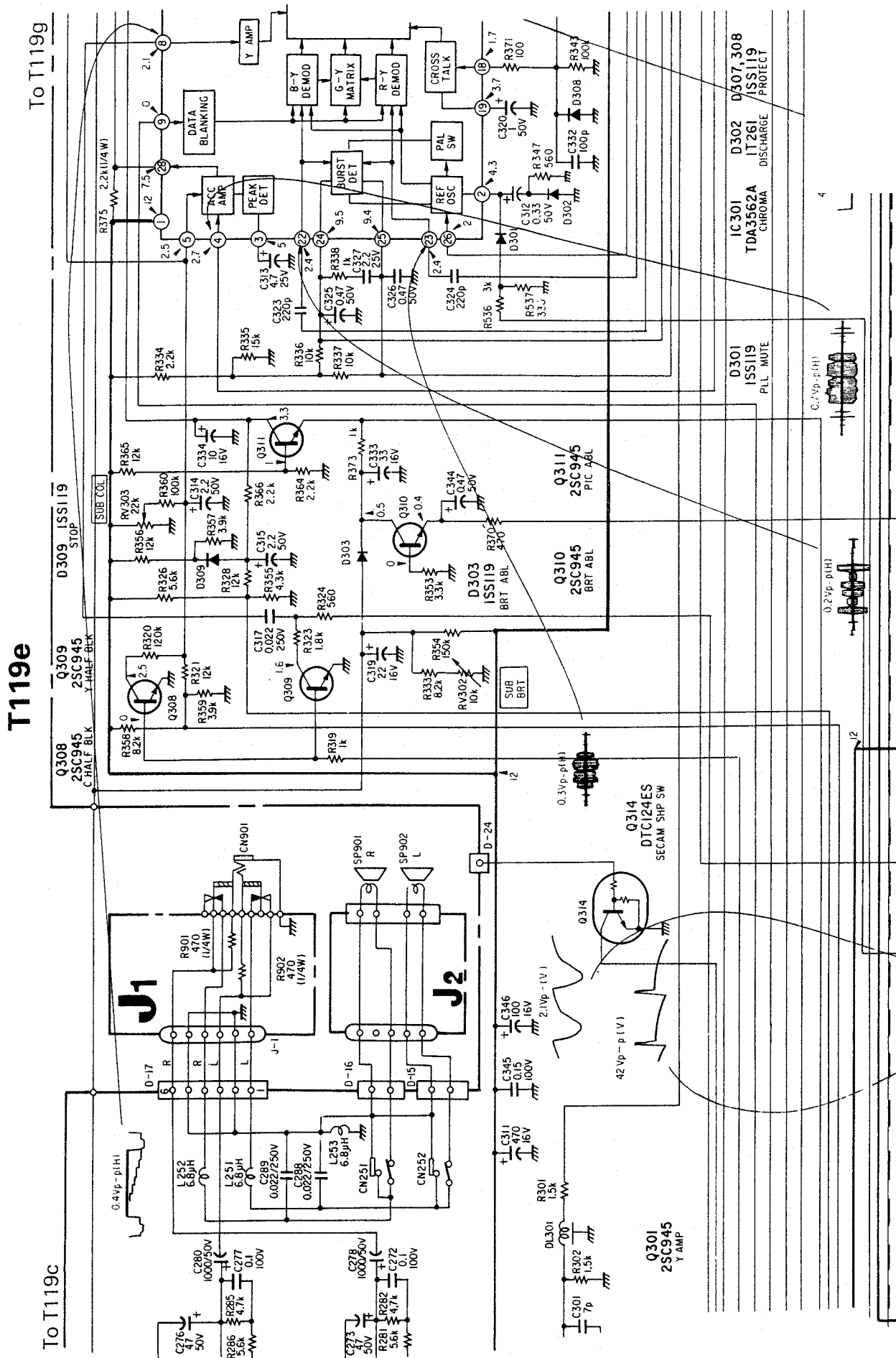
To T119a

(T119c) CIRCUIT DIAGRAM---MODELS KV2252 ETC. (PART)

T119d



(T119d) CIRCUIT DIAGRAM—MODELS KV2252 ETC. (PART)



(T119e) CIRCUIT DIAGRAM--MODELS KV2252 ETC. (PART)



To T119d



(T119g) CIRCUIT DIAGRAM—MODELS KV2252 ETC. (PART)

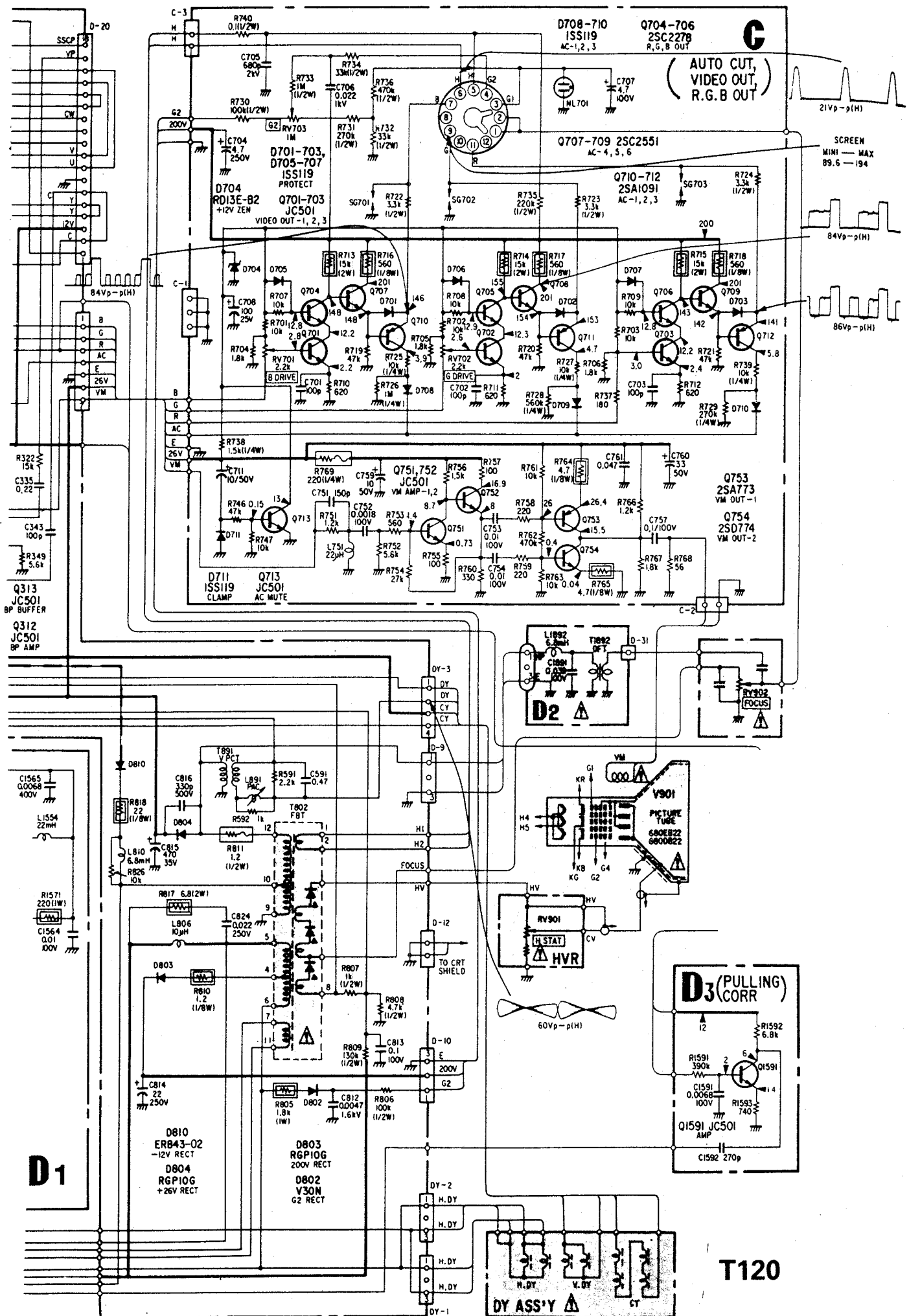
T119h

The schematic diagram illustrates the internal circuitry of a T119h television receiver. Key components and sections include:

- Picture Tube (V901):** A53JBWOX, featuring H4, H5, H6, H7, H8, H9, H10, H11, H12, H13, H14, H15, H16, H17, H18, H19, H20, H21, H22, H23, H24, H25, H26, H27, H28, H29, H30, H31, H32, H33, H34, H35, H36, H37, H38, H39, H40, H41, H42, H43, H44, H45, H46, H47, H48, H49, H50, H51, H52, H53, H54, H55, H56, H57, H58, H59, H60, H61, H62, H63, H64, H65, H66, H67, H68, H69, H70, H71, H72, H73, H74, H75, H76, H77, H78, H79, H80, H81, H82, H83, H84, H85, H86, H87, H88, H89, H90, H91, H92, H93, H94, H95, H96, H97, H98, H99, H100, H101, H102, H103, H104, H105, H106, H107, H108, H109, H110, H111, H112, H113, H114, H115, H116, H117, H118, H119, H120, H121, H122, H123, H124, H125, H126, H127, H128, H129, H130, H131, H132, H133, H134, H135, H136, H137, H138, H139, H140, H141, H142, H143, H144, H145, H146, H147, H148, H149, H150, H151, H152, H153, H154, H155, H156, H157, H158, H159, H160, H161, H162, H163, H164, H165, H166, H167, H168, H169, H170, H171, H172, H173, H174, H175, H176, H177, H178, H179, H180, H181, H182, H183, H184, H185, H186, H187, H188, H189, H190, H191, H192, H193, H194, H195, H196, H197, H198, H199, H200, H201, H202, H203, H204, H205, H206, H207, H208, H209, H210, H211, H212, H213, H214, H215, H216, H217, H218, H219, H220, H221, H222, H223, H224, H225, H226, H227, H228, H229, H230, H231, H232, H233, H234, H235, H236, H237, H238, H239, H240, H241, H242, H243, H244, H245, H246, H247, H248, H249, H250, H251, H252, H253, H254, H255, H256, H257, H258, H259, H260, H261, H262, H263, H264, H265, H266, H267, H268, H269, H270, H271, H272, H273, H274, H275, H276, H277, H278, H279, H280, H281, H282, H283, H284, H285, H286, H287, H288, H289, H290, H291, H292, H293, H294, H295, H296, H297, H298, H299, H300, H301, H302, H303, H304, H305, H306, H307, H308, H309, H310, H311, H312, H313, H314, H315, H316, H317, H318, H319, H320, H321, H322, H323, H324, H325, H326, H327, H328, H329, H330, H331, H332, H333, H334, H335, H336, H337, H338, H339, H340, H341, H342, H343, H344, H345, H346, H347, H348, H349, H350, H351, H352, H353, H354, H355, H356, H357, H358, H359, H360, H361, H362, H363, H364, H365, H366, H367, H368, H369, H370, H371, H372, H373, H374, H375, H376, H377, H378, H379, H380, H381, H382, H383, H384, H385, H386, H387, H388, H389, H390, H391, H392, H393, H394, H395, H396, H397, H398, H399, H400, H401, H402, H403, H404, H405, H406, H407, H408, H409, H410, H411, H412, H413, H414, H415, H416, H417, H418, H419, H420, H421, H422, H423, H424, H425, H426, H427, H428, H429, H430, H431, H432, H433, H434, H435, H436, H437, H438, H439, H440, H441, H442, H443, H444, H445, H446, H447, H448, H449, H450, H451, H452, H453, H454, H455, H456, H457, H458, H459, H460, H461, H462, H463, H464, H465, H466, H467, H468, H469, H470, H471, H472, H473, H474, H475, H476, H477, H478, H479, H480, H481, H482, H483, H484, H485, H486, H487, H488, H489, H490, H491, H492, H493, H494, H495, H496, H497, H498, H499, H500, H501, H502, H503, H504, H505, H506, H507, H508, H509, H510, H511, H512, H513, H514, H515, H516, H517, H518, H519, H520, H521, H522, H523, H524, H525, H526, H527, H528, H529, H530, H531, H532, H533, H534, H535, H536, H537, H538, H539, H540, H541, H542, H543, H544, H545, H546, H547, H548, H549, H550, H551, H552, H553, H554, H555, H556, H557, H558, H559, H560, H561, H562, H563, H564, H565, H566, H567, H568, H569, H570, H571, H572, H573, H574, H575, H576, H577, H578, H579, H580, H581, H582, H583, H584, H585, H586, H587, H588, H589, H590, H591, H592, H593, H594, H595, H596, H597, H598, H599, H600, H601, H602, H603, H604, H605, H606, H607, H608, H609, H610, H611, H612, H613, H614, H615, H616, H617, H618, H619, H620, H621, H622, H623, H624, H625, H626, H627, H628, H629, H630, H631, H632, H633, H634, H635, H636, H637, H638, H639, H640, H641, H642, H643, H644, H645, H646, H647, H648, H649, H650, H651, H652, H653, H654, H655, H656, H657, H658, H659, H660, H661, H662, H663, H664, H665, H666, H667, H668, H669, H670, H671, H672, H673, H674, H675, H676, H677, H678, H679, H680, H681, H682, H683, H684, H685, H686, H687, H688, H689, H690, H691, H692, H693, H694, H695, H696, H697, H698, H699, H700, H701, H702, H703, H704, H705, H706, H707, H708, H709, H710, H711, H712, H713, H714, H715, H716, H717, H718, H719, H720, H721, H722, H723, H724, H725, H726, H727, H728, H729, H730, H731, H732, H733, H734, H735, H736, H737, H738, H739, H740, H741, H742, H743, H744, H745, H746, H747, H748, H749, H750, H751, H752, H753, H754, H755, H756, H757, H758, H759, H760, H761, H762, H763, H764, H765, H766, H767, H768, H769, H770, H771, H772, H773, H774, H775, H776, H777, H778, H779, H780, H781, H782, H783, H784, H785, H786, H787, H788, H789, H790, H791, H792, H793, H794, H795, H796, H797, H798, H799, H800, H801, H802, H803, H804, H805, H806, H807, H808, H809, H810, H811, H812, H813, H814, H815, H816, H817, H818, H819, H820

(T119h) CIRCUIT DIAGRAM—MODELS KV252 ETC. (CONTINUED)

To T119f



(T120) CIRCUIT DIAGRAM (R.G.B. AND LINE STAGES)—MODELS KV2752, 2756